



# 2016 Base Budget Breakdown

## Police Services



# Chatham-Kent Police Service

- Office of the Chief of Police and Administration
- Operational Support Branch
- Community Patrol Branch
- Administrative Support Branch
- Police Services Board

# MUNICIPALITY OF CHATHAM-KENT

## Police Services

Budget year 2016

**2016 Average Residential Municipal Tax = \$2,735**

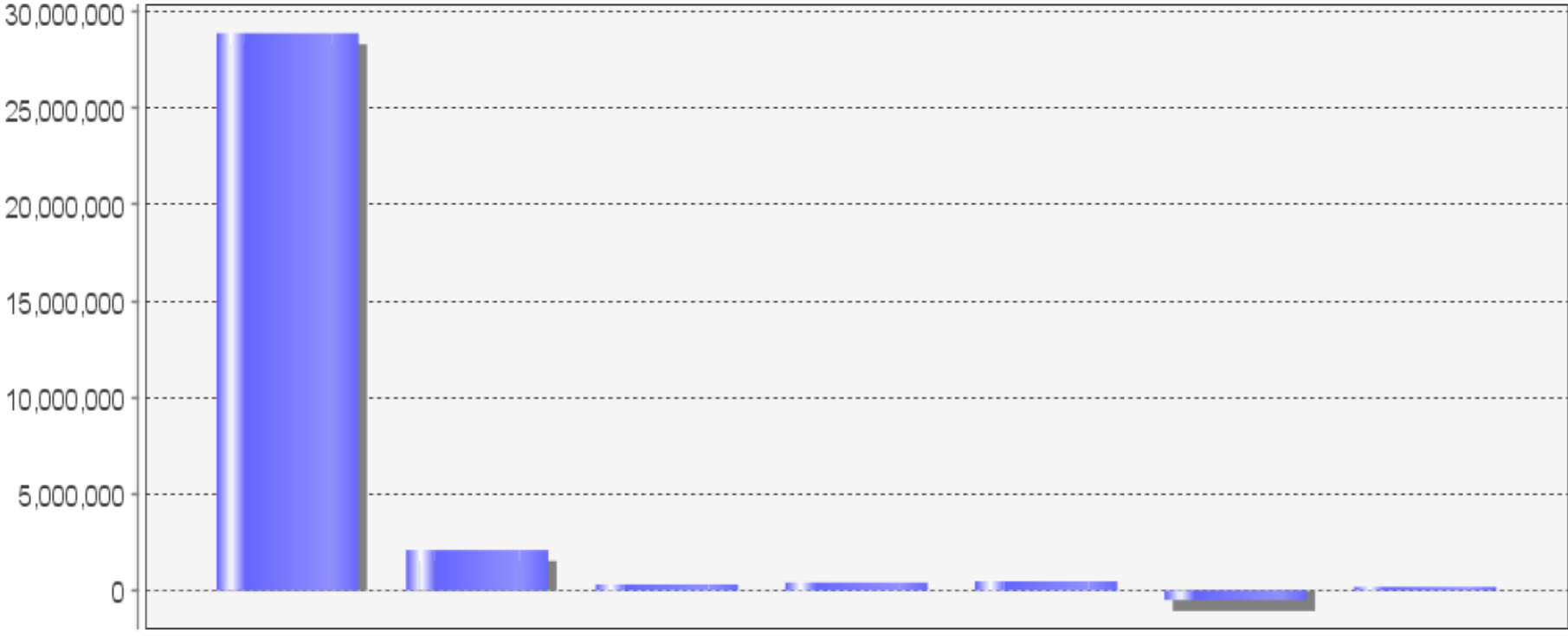
	2016 GROSS Base Budget	2016 REVENUE Base Budget	2016 Approved Base Budget	2016 FTE Count	Division's Share of \$2,735 Avg. Municipal Tax
Police Services					
Administrative Support	\$8,628,373	(\$919,130)	\$7,709,243	60.00	\$134
Community Patrol	\$16,811,321	(\$909,456)	\$15,901,865	129.00	\$276
Office of the Chief	\$916,990	(\$45,000)	\$871,990	4.00	\$15
Operational Support	\$5,234,866	(\$22,500)	\$5,212,366	36.00	\$90
Police Services Board	\$291,758		\$291,758		\$5
<b>Total Police Services</b>	<b>\$31,883,308</b>	<b>(\$1,896,086)</b>	<b>\$29,987,222</b>	<b>229.00</b>	<b>\$520</b>

# MUNICIPALITY OF CHATHAM-KENT

## Police Services

Budget year 2016

### Base Budget Expenses by Type



Employee Related  
Material/Veh & Equip Related  
Building Related  
Contracted Services  
Operating Related  
Internal Allocations  
Other Expenses

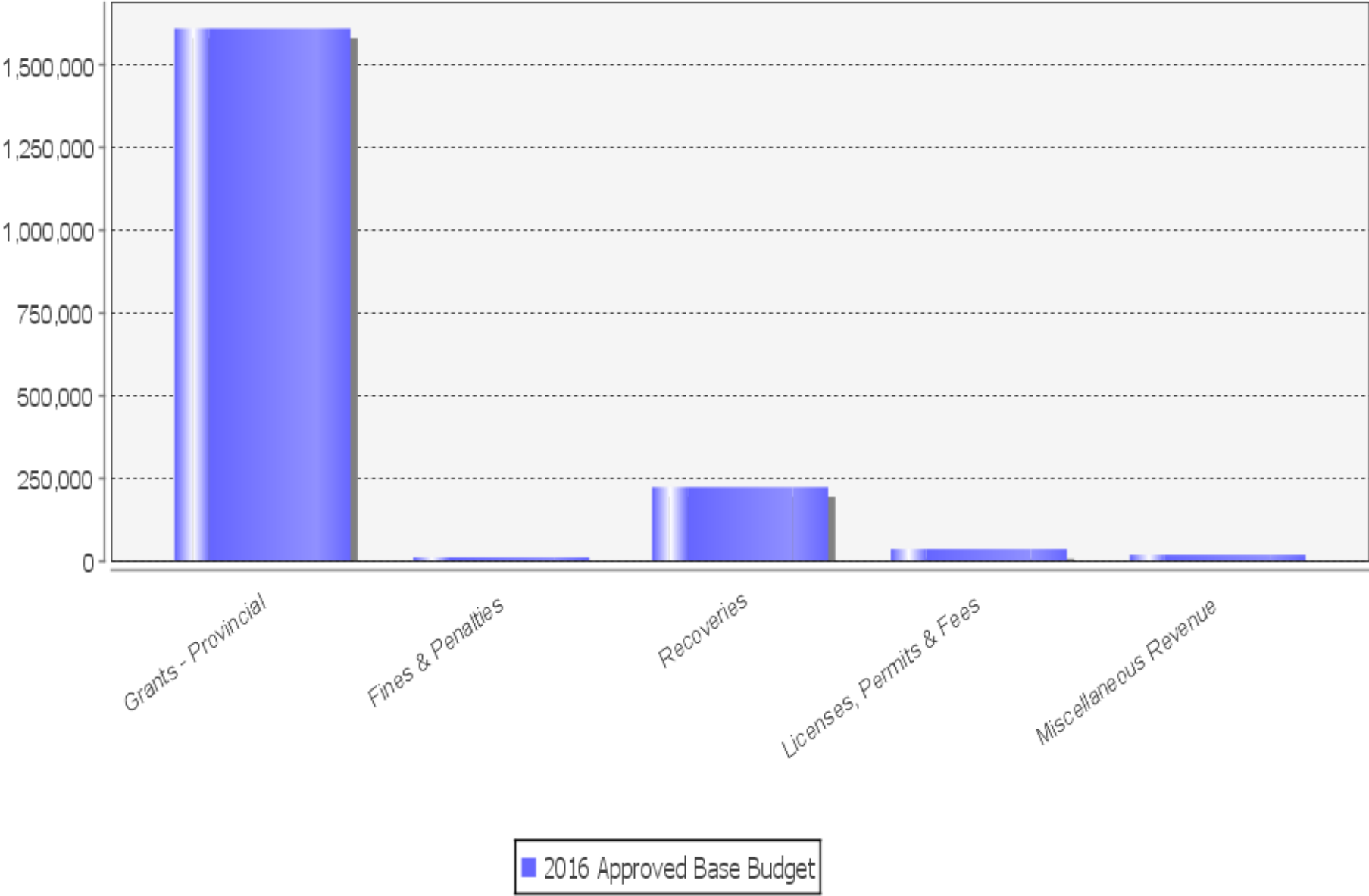
2016 Approved Base Budget

# MUNICIPALITY OF CHATHAM-KENT

## Police Services

Budget year 2016

### Base Budget Revenue by Type

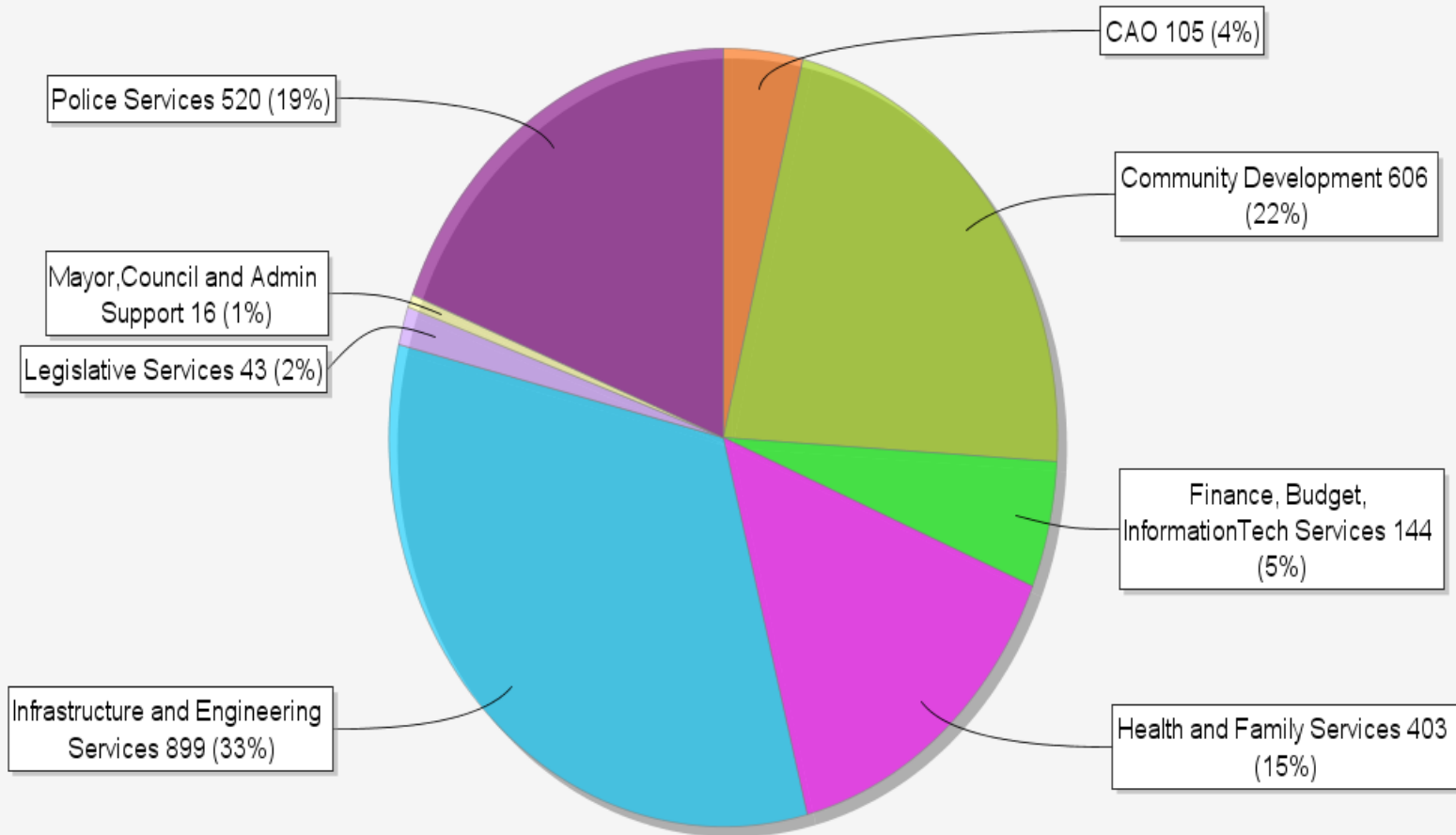


**MUNICIPALITY OF CHATHAM-KENT  
CK Municipal Operations**

**Budget year 2016**

**2016 Average Residential Municipal Tax = \$2,735**

**Departmental Services Provided by your Tax Dollars**



# MUNICIPALITY OF CHATHAM-KENT

## Department by Division - Police Services

Budget year 2016

2016 Average Residential Municipal Tax = \$2,735

### Divisional Services provided by your Tax Dollars

